

**Premium
Quality**
Guaranteed By Axelent

X-TRAY®

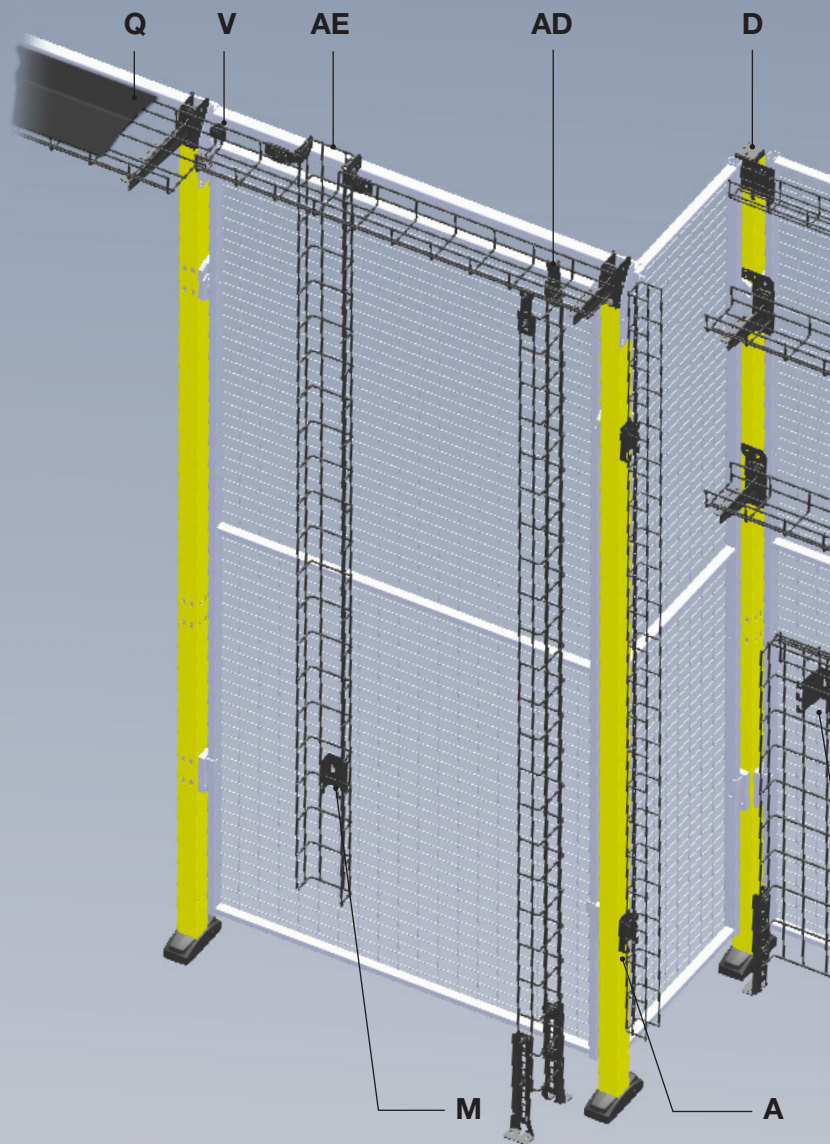
The natural choice for X-Guard®



Possibilities with X-Tray for X-Guard

The three most common mountings:

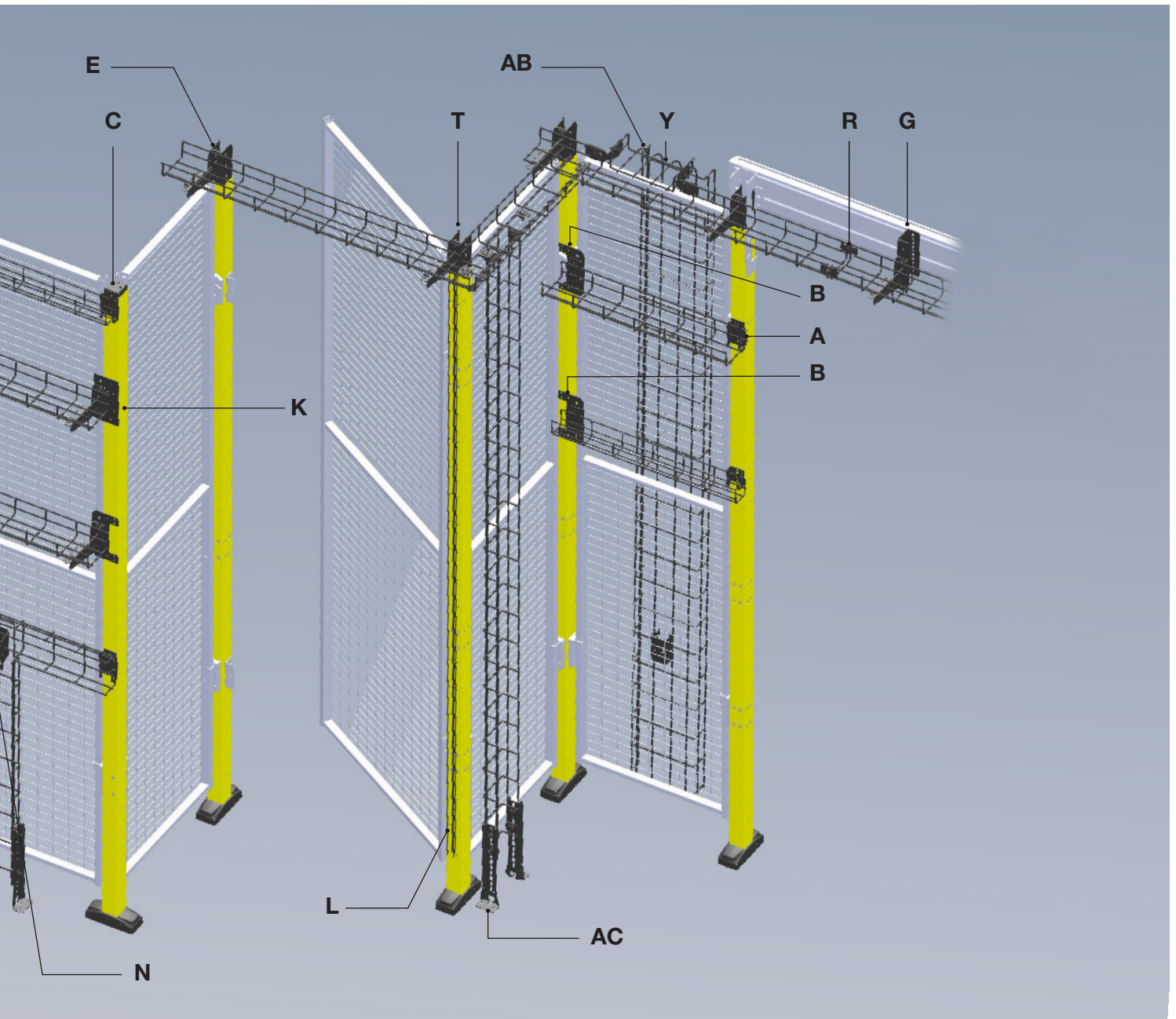

- 1 Key hole mounting**
For quick mounting, using the key holes in the post.
- 2 Top mounting**
Quick and discrete mounting that follows the upper end of X-Guard.
- 3 Bracket mounting**
With this mounting you get the most possibilities.



Shown here are the different mounting possibilities.

The letters will guide you through our different products and assembly instructions.

All wire trays and fittings are zinc plated in black to match the X-Guard black panels.



Information

For mountings with X-Tray on X-Guard the following applies:


Maximum load capacity is 30kg/m

Maximum width of the brackets: 420 mm


For more information about X-Tray please visit www.axelentwt.com

For more information about X-Guard please visit www.axelent.com

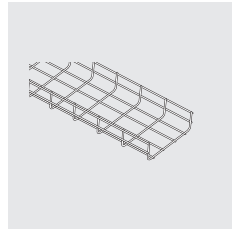
Items • X-Tray for X-Guard • Black



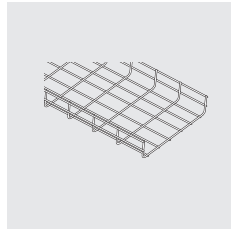
X-Tray 60x60x2300
Item No. 0701-2300



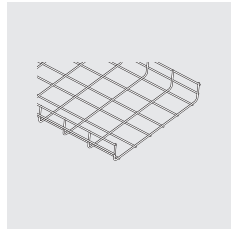
X-Tray 120x60x2300
Item No. 0711-2300



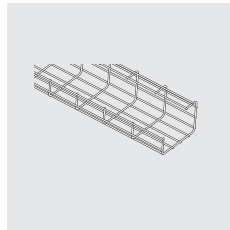
X-Tray 220x60x2300
Item No. 0721-2300



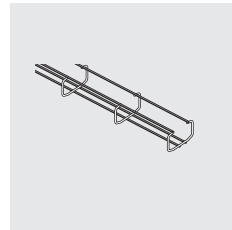
X-Tray 320x60x2300
Item No. 0731-2300



X-Tray 420x60x2300
Item No. 0741-2300

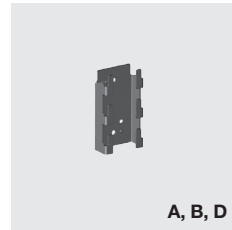


X-Tray G 120x150x2300
Item No. 1722-2300




X-Tray Mini 30x22x2300
Item No. 1752-2300

X-Tray Mini 30x22x1200
Item No. 1752-1200




Post Bracket
Item No. 7700-014

Mounted in the key holes on the post (A). Used together with the Corner Bracket (B) and together with Top Corner Bracket for inside corners at the top of the post (D).



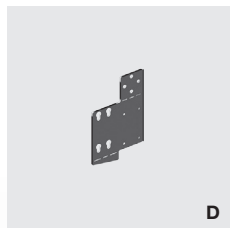
Corner Bracket
Item No. 7700-065

Used in corners together with the Post Bracket (B). Can also be used elsewhere on the post, also the X15 Bracket can be mounted onto it.




Post Bracket Top
Item No. 7700-015

To be mounted at the top of the post (C). For wire trays in sizes of 60-120 mm. If the upper part is straightened out 90° it can be mounted anywhere on the post (H).




Top Corner Bracket
Item No. 7700-066

Used together with Post Bracket for mounting in the corner at the top of the post (D).



Bracket Holder
Item No. 7700-032

Used together with X15 Bracket for mounting on top of the post 50x50 (E).



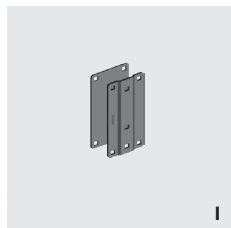
Bracket Holder 70x70
Item No. 7700-188

Used together with X15 Bracket for mounting on top of the post 70x70 (F).



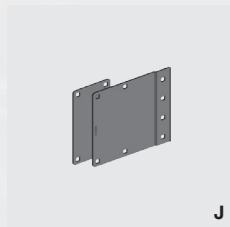
X15 Bracket
Item No. 2715-Length

Comes in 4 different lengths 120, 220, 320 & 420 mm. Can be mounted on Corner Bracket (B), Bracket Holder 50x50 (E), Bracket Holder Aluminium (G) and 70x70 (F), Adjustable Post Fitting (I), Adjustable Corner Post Fitting (J) and Post Bracket Holder (K).




Adjustable Post Fitting
Item No. 7700-060

Optional placement on the post for mounting the X15 Bracket (I).




Adjustable Corner Post Fitting Item No. 7700-072

Optional placement on the corner post for mounting the X15 Bracket (J).




Bracket Holder Aluminum Rail Item No. 7700-037

Mount the X15 Bracket onto the aluminium rail above sliding doors (G). Fits together with wire trays mounted with X15 Bracket on top of the posts with Bracket Holder.




Post Bracket Holder Item No. 7700-083

Mount the X15 Bracket at the post, using the key holes (K).



Mesh Panel Mini Bracket Item No. 7700-084

For mounting onto the mesh panel (M).



Mesh Panel Bracket Item No. 7700-090

For mounting onto the mesh panel in line with wire trays mounted with Post Bracket (N).

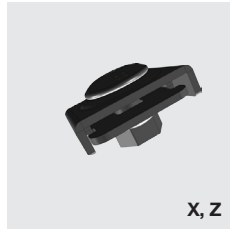
Items • X-Tray for X-Guard • Black



AA, AB, AC, AG +

X1 Fitting
Item No. 2701

Used with X3 Angled Fitting or to mount the wire trays with another item, as for example an X14 Pendant or X15 Bracket. When assembling a corner (T) or an reduction (V) X1 Fittings also are used.



X, Z

X2 Fitting
Item No. 2702

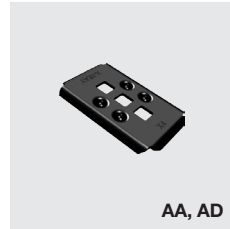
When forming the wire tray, the X2 Fitting are used for radius (Z) or when doing a vertical decline from a horizontal wire tray (X).



U, AB, AE, AF, AG,

X3 Angled Fitting
Item No. 2703


For T-crossings (AB) or connections to the wall or floor (AG). To adjust the angle some degrees (U). Can also be used mount vertical wire trays onto horizontal wire trays (AE) (AF).



AA, AD

X4 Fitting
Item No. 2704


When mounting wire trays at the top of the post the X4 Fitting can be used together with the X1 Fitting to raise the wire tray above the hinge door (AA). Used to mount a vertical wire tray underneath a horizontal wire tray (AD).



R

X5 Joining Fitting
Item No. 2705
20 pcs

For joining the wire trays. Bracket mounted on the outside and bolt from the inside.



X61 Bolt M8x27
Item No. 2761
40 pcs

X62 Flange Nut M8
Item No. 2762
40 pcs




X10 Bracket
Item No. 2710-1

To mount wire trays on the X11 Bracket or onto a wall, machine or similar. Used for the 120 mm wide wire trays or for 120-420 mm wide wire trays mounted with the side upwards.



X10 Mini Bracket
Item No. 2710-2

To mount wire trays on the X14 Pendant or onto a wall, machine or similar. Used for the 60 mm wide wire trays.



X11 Pendant
Item No. 2711-240

To mount wire trays together with X10 or X15.



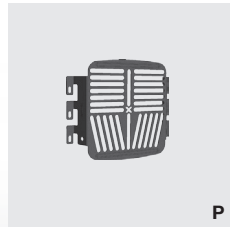
AC

X14 Pendant
Item No. 2714-280

Used together with X10 Mini Bracket or to connect the wire trays to the floor (AC).




X68 Equipotential Bonding Screw
Item No. 2568
For equipotential bonding.



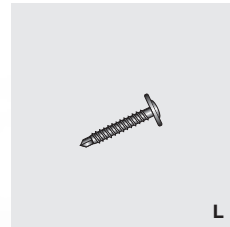
P

X63 Accessories Holder
Item No. 2763-1
For mounting of a junction box, sockets or other accessories.




Q

X65 Cover
Item No. 2765-Width
Length 1.000 mm. Available in widths 60, 120, 220, 320 and 420 mm. The cover shield the cables from for example welding sparks and falling objects.



L

Self Tapping Screw
Item No. 7100-070



Knurled Locking Plug
Item No. 7500-191

To attach Post Bracket Top and Top Corner Bracket at the top of the post.



X72 Safety Cap
Item No. 2572-diameter 100 pcs.

For wires in diameter 4, 5 and 6 mm, comes in bags of 100 pieces.

- Ø 4 X-Tray Width 60
- Ø 5 X-Tray Width 120, 220, 320
- Ø 5+6 ... X-Tray Width 420



X75 Bolt Cutter
Item No. 2575

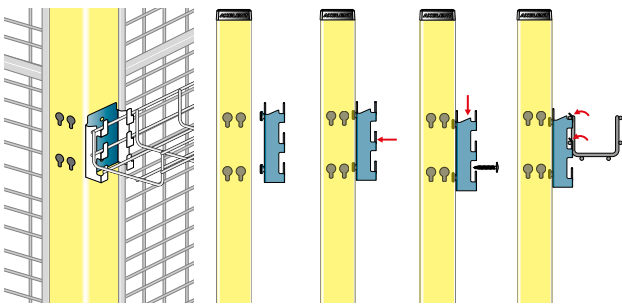


X76 13 mm Spanner
Item No. 2576

All wire trays, brackets and fittings of X-Tray are delivered black zinc plated.

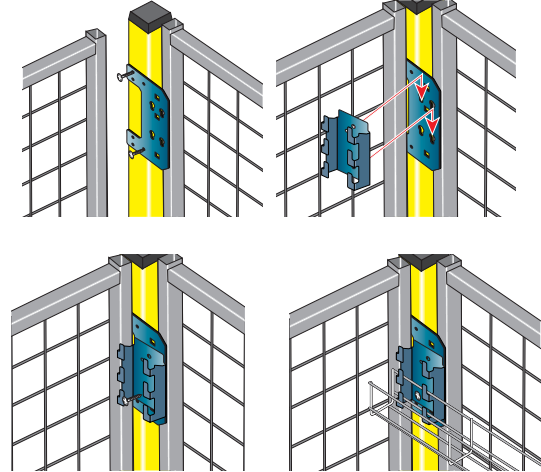
Mounting instructions

Key hole mounting



x1
7700-014

A



x1
7700-065



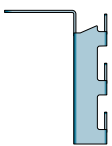
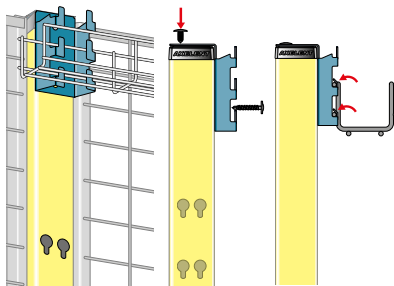
x1
7700-014



x2
7100-070

B

Top mounting



x1
7700-015

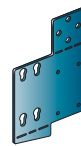
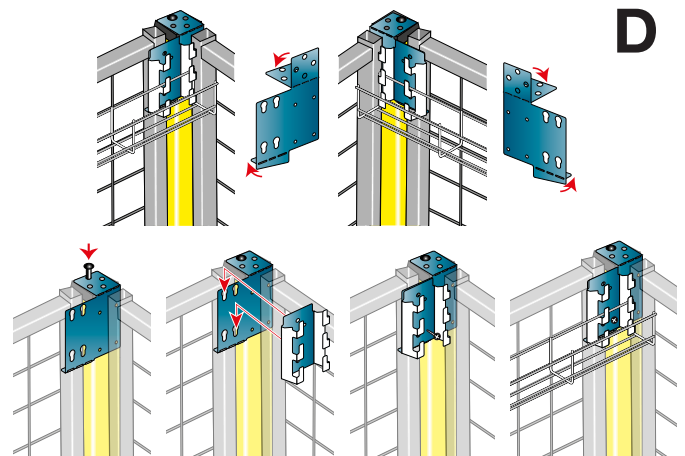


x1
7100-070

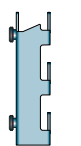


x1
7500-191

C



x1
7700-066



x1
7700-014




x1
7100-070

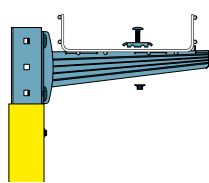
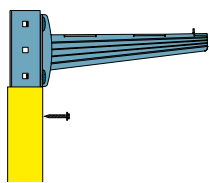
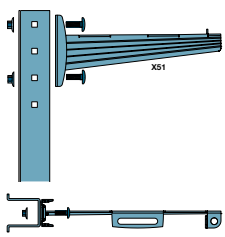


x1
7500-191

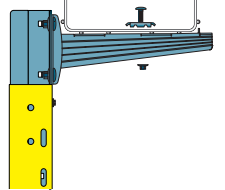
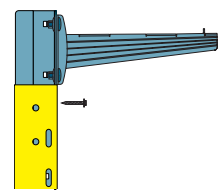
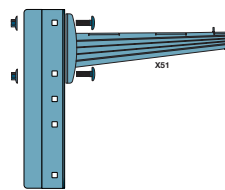
D



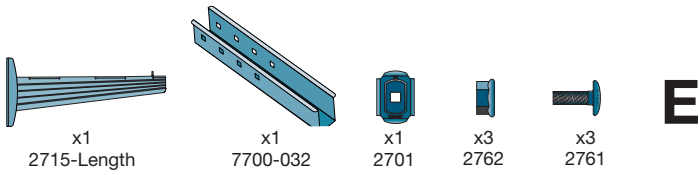
Bracket mounting



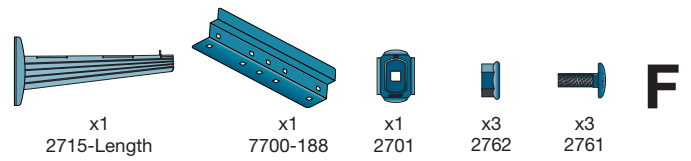
For post 50x50



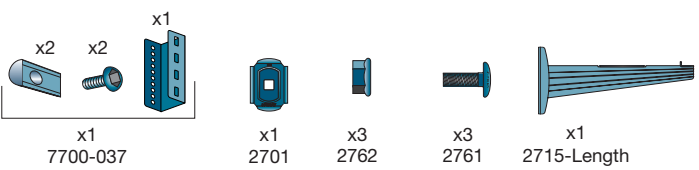
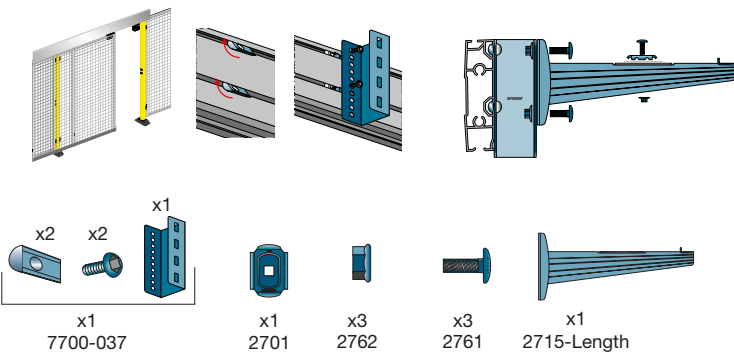
For post 70x70



E

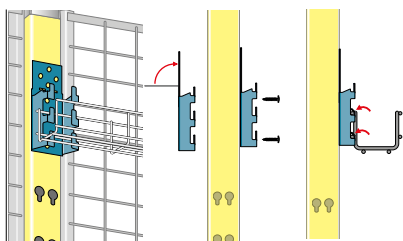


F

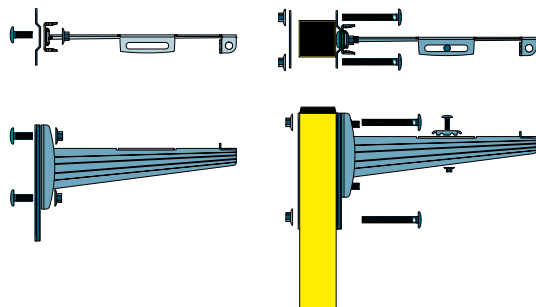
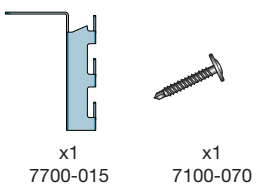


G

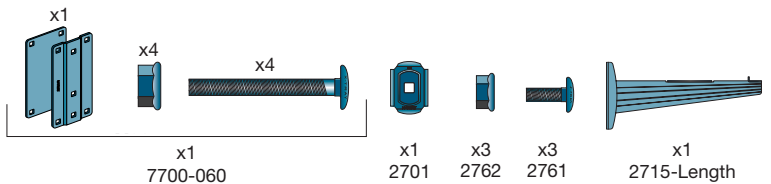
Other mountings



H

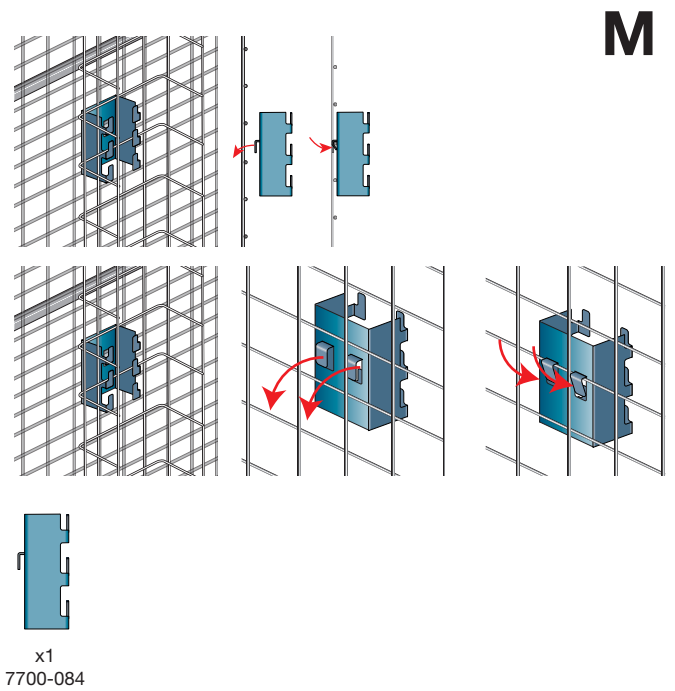
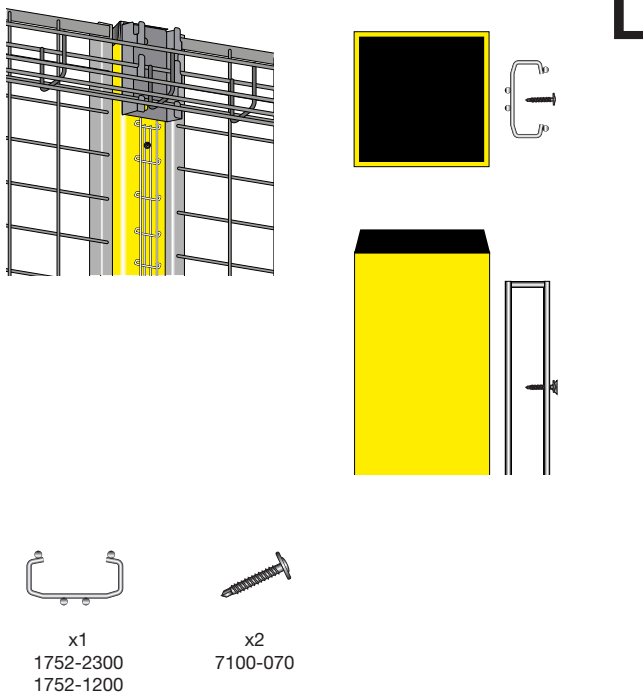
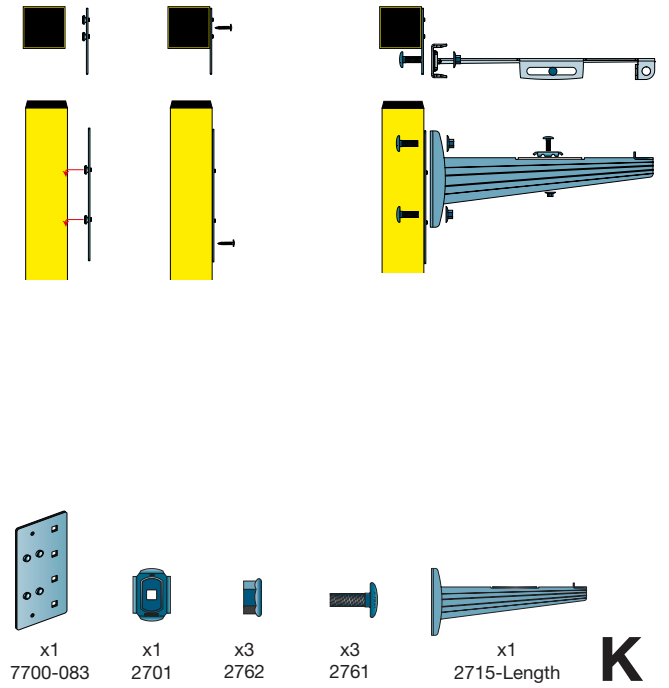
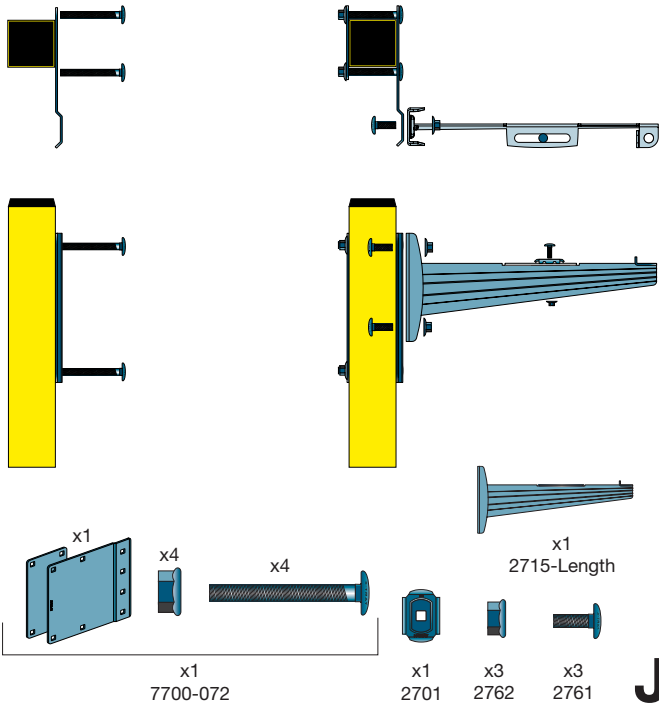



I




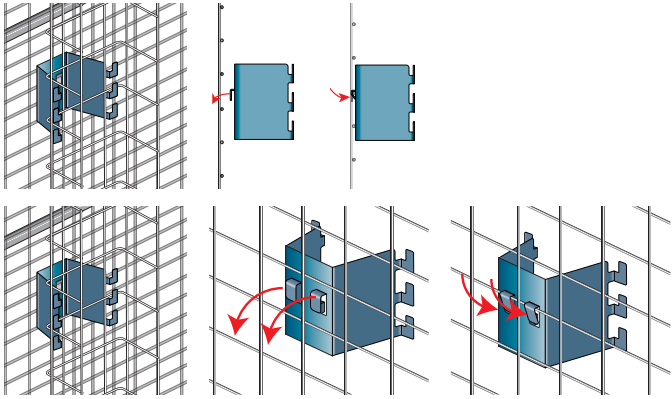
Mounting instructions

Other mountings





Other mountings



x1
7700-090

N

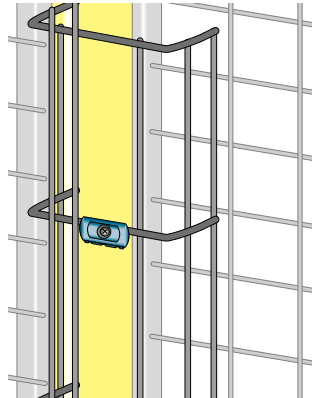


x2
2701

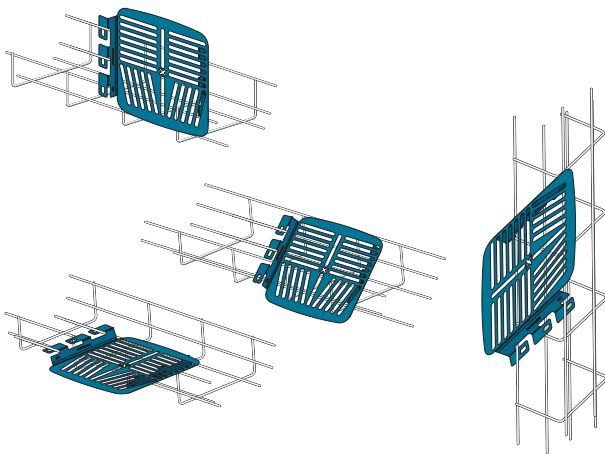


x2
7100-070

O

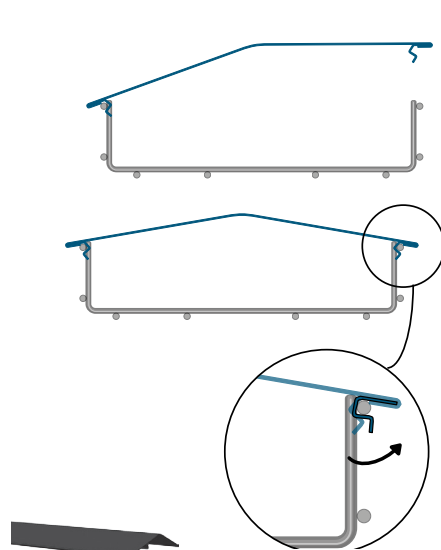


Accessories



x1
2763-1

P

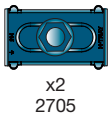
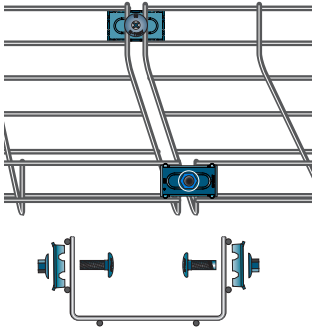


x1
2765-Width

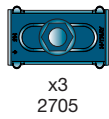
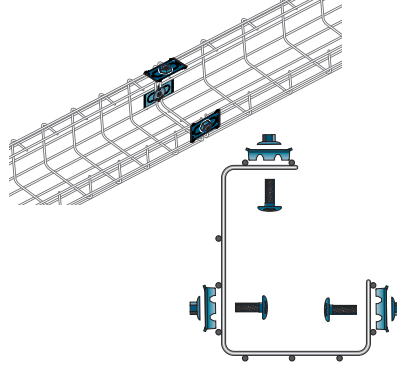
Q

Mounting instructions

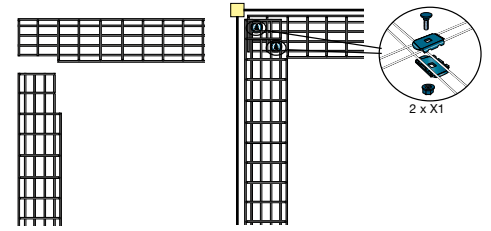
Joining / forming the wire trays



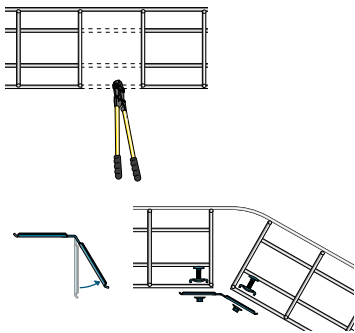
R



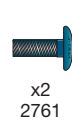
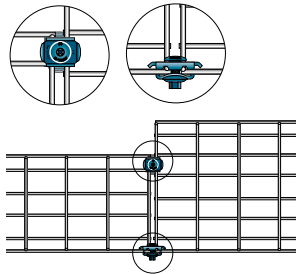
S



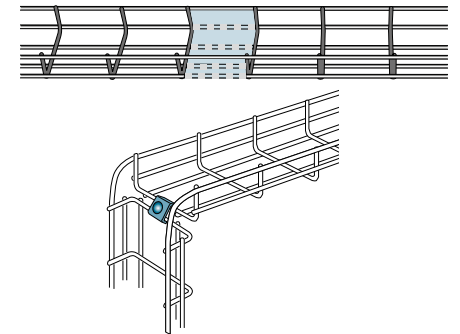
T



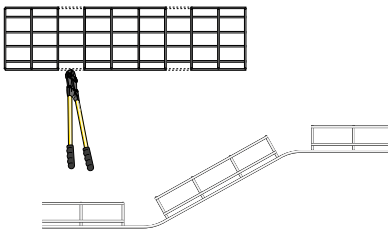
U



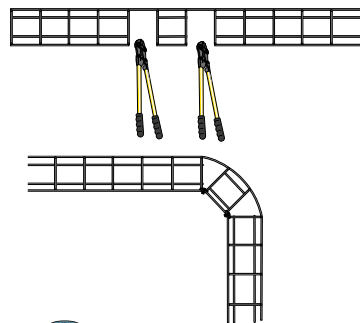
V



X

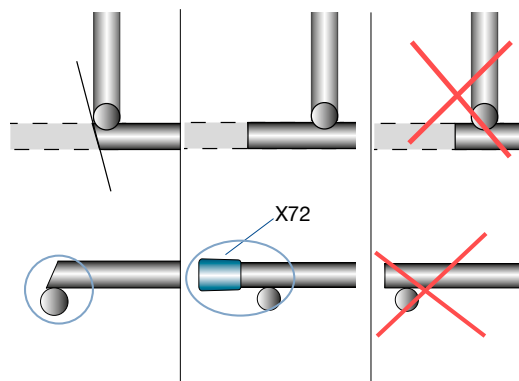
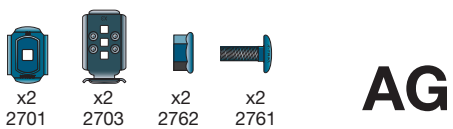
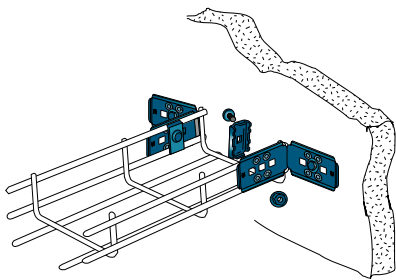
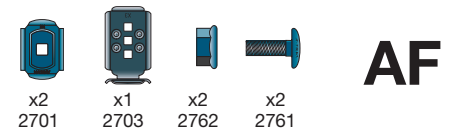
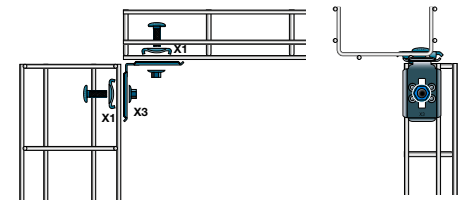
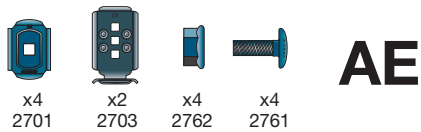
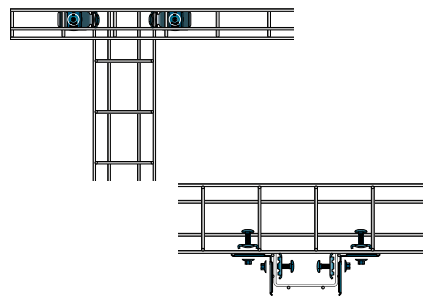
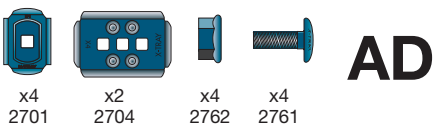
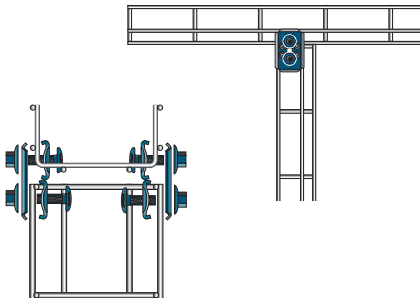
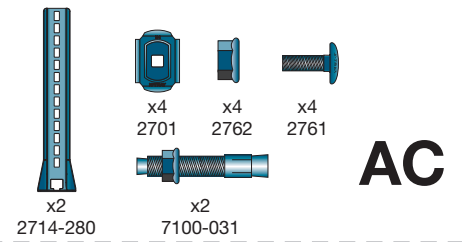
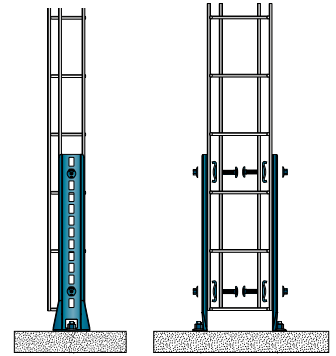
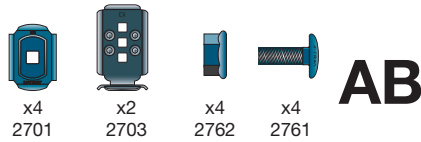
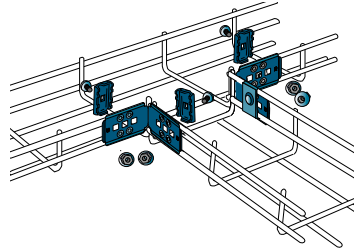
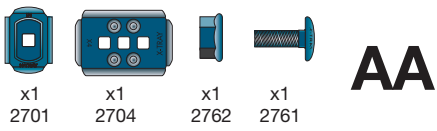
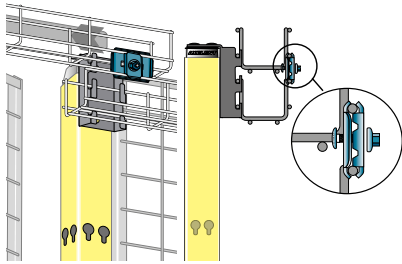


Y



Z

Joining / forming the wire trays





How safe do you want to be?

Axelent AB offers a complete safety concept for machinery, construction and storage.

The Axelent head office is in Hillerstorp, Sweden, where all product development, production, storage and packaging takes place. Axelent has sales offices in 50 countries and the products are sold worldwide. The company also includes Axelent Wire Tray, who offer a complete cable routing system based on wire trays under the brand name of X-Tray.

The Axelent Group is made up of the three companies Axelent, Axelent Engineering (automation solutions) and Axelent Software. These companies have the joint mission of making Swedish industry competitive through automation, safety, rational procedures, functions and expertise.



AXELEN'T · AXELEN'T ENGINEERING · AXELEN'T SOFTWARE

AXELEN'T AB · P.O. BOX 1 · KÄVSJÖVÄGEN 17 · SE-330 33 HILLERSTORP, SWEDEN
+46 (0)370-37 37 30 · SALES@AXELEN'T.COM · WWW.AXELEN'T.COM